

AIR TORQUE SQUARE REDUCTIONS



QTY	DESCRIPTION
24	SQUARE REDUCTION R11/9 (11MM X 9MM)
26	SQUARE REDUCTION R14/9 (14MM X 9MM)
26	SQUARE REDUCTION R14/11 (14MM X 11MM)
20	SQUARE REDUCTION R17/12 (17MM X 12MM)
30	SQUARE REDUCTION R17/11 (17MM X 11MM)
30	SQUARE REDUCTION R17/14 (17MM X 14MM)
24	SQUARE REDUCTION R22/16 (22MM X 16MM)
20	SQUARE REDUCTION R22/17 (22MM X 17MM)
20	SQUARE REDUCTION R27/22 (27MM X 22MM)
14	SQUARE REDUCTION R27/24 (27MM X 24MM)
6	SQUARE REDUCTION R36/22 (36MM X 22MM)
15	SQUARE REDUCTION R36/27 (36MM X 27MM)

SQUARE REDUCTIONS FIT SQUARE AND DOUBLE SQUARE PINNION DRIVE KEYWAY HOLE TO PROVIDE A SLEEVE TO ALLOW DIRECT MOUNTING TO A SMALLER VALVE STEM SIZE

ALL ABOVE ADAPTORS ARE HARDENED 303SS OR 17-4PH SS 100% MADE IN ITALY AND WILL FIT BETWEEN AIRTORQUE ACTUATORS AND ANY ISO MOUNT VALVES. GLOBAL SUPPLY LINE ENGINEERING CAN ALSO CUSTOM MANUFACTURE BRACKETS AND ADAPTORS IN VERY SHORT LEAD TIMES.

GLOBAL SUPPLY LINE ARE SOLE AIR TORQUE AGENTS FOR AUSTRALIA & PAPUA NEW GUINEA AND WE ARE APPROVED SERVICE & REPAIR CENTRE. OUR LARGE STOCKS OF STARLINE VALVES, AIRTORQUE ACTUATORS & SPARES ALLOWS US TO RE-TRIM & ACTUATE IN QUICK DELIVERY TO SUIT ANY REQUIREMENT. FOR A FULL STOCK LISTING OF OUR AIRTORQUE 'AT' ACTUATORS SEE OUR ACTUATOR STOCKLIST AT THIS WEB PAGE (NOTE THE AT SERIES IS MARKETED IN NORTH AMERICA AS THE PT SERIES BUT IS THE SAME ACTUATOR).

www.globalsupplyline.com.au



Product: **Accessories
for
valve automation**

Customer:
Date of issue:

**Global Supply Line
06.05.2011**

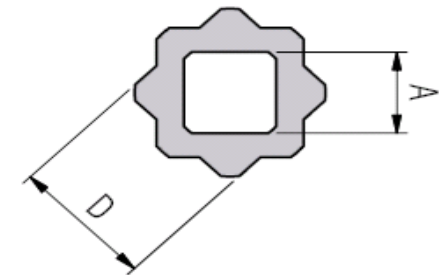

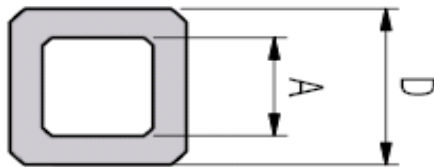

SQUARE REDUCTIONS

SINGLE SQUARE / SINGLE SQUARE

Model	External square D (mm)	Internal square A (mm)	Height L (mm)	Minimum quantity per order
R11/9	11	9	10	100
R14/9	14	9	16	100
R14/11	14	11	16	100
R14/12	14	12	16	50
R17/11	17	11	17	50
R17/12	17	12	17	50
R17/14	17	14	17	50
R22/16	22	16	22	50
R22/17	22	17	22	50
R27/22	27	22	27	50
R27/24	27	24	27	50
R36/22	36	22	36	10
R36/27	36	27	36	10

DOUBLE SQUARE / SINGLE SQUARE

Model	Ext. double square D (mm)	Internal square A (mm)	Height L (mm)	Minimum quantity per order
RDS11/8	11	8	12	100
RDS11/9	11	9	11	100
RDS14/9	14	9	16	100
RDS14/10	14	10	16	100
RDS14/11	14	11	16	100
RDS14/12	14	12	16	100
RDS17/12	17	12	17	50
RDS17/14	17	14	17	50
RDS22/16	22	16	22	50
RDS22/17	22	17	22	50
RDS27/22	27	22	27	50



Note:- Square reductions will still fit double square keyways